

SITA Traffic Survey October 2012

THIS SURVEY IS THE WORK OF MITCHAM CRICKET GREEN COMMUNITY AND HERITAGE

Between 15- 24 October local volunteers undertook a traffic survey of the Sita facility at Benedict Wharf, Mitcham.

The facility takes in waste from a wide catchment area, sorts it and sends it out for recycling elsewhere.

It has long been known that the site generates a huge amount of traffic through the area. This traffic often goes through the relatively narrow road junction of Lower Green and London Road, on its way to and from the facility. A significant amount of the traffic is large container lorries, some of which are owned by Sita. They have difficulty negotiating the wide roundabout that was built to allow them to turn in and out of the site along the Sita access road (Hallowfield Way), and can find the junction at Lower Green and London road difficult too.

In between the Sita facility and this junction sits Church Road, on the line of an ancient route, and very narrow. It is virtually impossible for two large vehicles to pass in this road. Its narrow pavements are barely wide enough for a push chair or wheelchair, and it is not uncommon for lorries to mount the pavement in order to progress along the road. Cyclists find it very difficult to travel safely along this road if large lorries try to overtake them. There is a primary school adjacent to the entrance to the Sita site and both parents and children can find themselves hampered by and intimidated by the Sita traffic.

Our research did not set out to question people about their experiences, yet during our survey researchers were accosted by locals who saw what they were doing and gave the following comments:

A young woman with a push chair told me how frightened she was walking along Church Rd and also crossing Hallowfield Way. "The lorries just come bombing down from Sita"

Another lady said she was absolutely terrified when large lorries passed her because of speed and proximity. She said once when walking near vicarage lorry slightly mounted pavement. Terrified.

Sita claims to 'encourage' vehicles not to enter or exit its facility via this narrow part of Church Road. Instead Sita says it encourages traffic to turn in the opposite direction, towards Colliers Wood, where the road is much wider and easier to negotiate.

We wonder how seriously Sita takes its responsibility to the local community, as our evidence shows that the vast majority of vehicles either come towards Sita or leave it in the direction of the narrow part of Church Road and the tricky London Road junction. In fact, 76 percent of all vehicles we observed during 8.5 hours of survey work made this choice.

Furthermore, when we narrow the vehicles down and just concentrate on those which are owned by Sita, we find a massive 95 percent of vehicle movements being taken in this direction.

With our research showing 251 vehicle movements across 8.5 hours of survey work and averaging out at a vehicle entering or leaving Sita every two minutes, this is not a small matter.

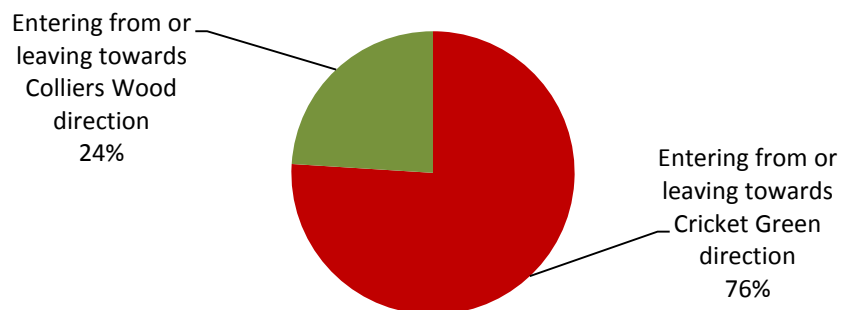
We would urge Sita to take urgent action against all vehicles leaving or entering the site using the narrow part of Church Road.

SURVEY DATA: ALL VEHICLES

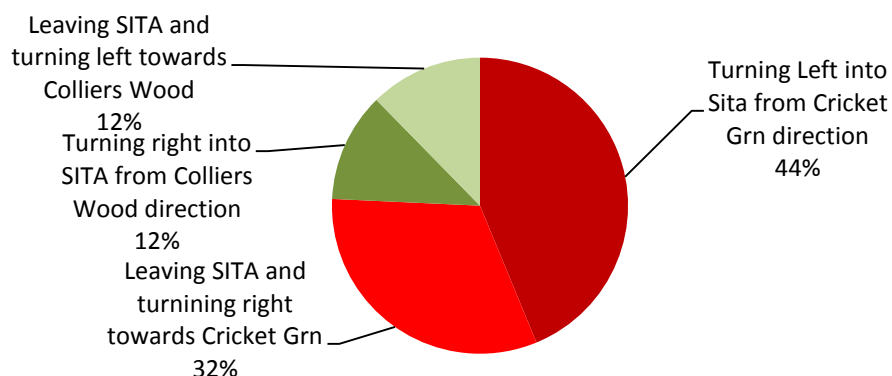
251 TOTAL VEHICLE MOVEMENTS
8.5 HOURS SURVEYED
29 VEHICLES PER HOUR (AVERAGE)
2 MINUTES BETWEEN VEHICLES (AVERAGE)

ALL VEHICLES Turning Left into Sita from Cricket Grn direction	ALL VEHICLES Leaving SITA and turning right towards Cricket Grn	ALL VEHICLES Turning right into SITA from Colliers Wood direction	ALL VEHICLES Leaving SITA and turning left towards Colliers Wood
110	80	30	31
44%	32%	12%	12%
CRICKET GREEN TOTAL 190		COLLIERS WOOD TOTAL 61	
76%		24%	

AGGREGATED VEHICLE MOVEMENTS



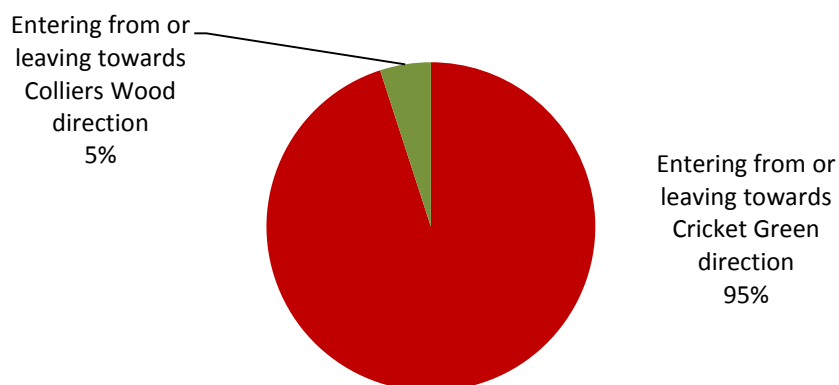
VEHICLE MOVEMENTS BY DIRECTION



SURVEY DATA: SITA VEHICLES

SITA VEHICLES Turning left into Sita from Cricket Grn direction	SITA VEHICLES Leaving SITA and turning right towards Cricket Grn	SITA VEHICLES Turning right into SITA from Colliers Wood direction	SITA VEHICLES Leaving SITA and turning left towards Colliers Wood
24	12	1	1
63%	32%	3%	3%
CRICKET GREEN TOTAL 36		COLLIERS WOOD TOTAL 2	
95%		5%	

AGGREGATED VEHICLE MOVEMENTS SITA VEHICLES



VEHICLE MOVEMENTS BY DIRECTION SITA VEHICLES

